

UKRAINE COVID-19 DAILY SITUATION REPORT*

February 17, 2021; 09:00



МІНІСТЕРСТВО
ОХОРОНИ
ЗДОРОВ'Я
УКРАЇНИ



ЦЕНТР
ГРОМАДСЬКОГО
ЗДОРОВ'Я


Dr. Jarno Habicht
WHO Representative
Kyiv, 04071, Ukraine
+38 044 428 55 55
<http://www.euro.who.int/en/countries/ukraine>

Dr. Victor Liashko
Deputy Minister of Health
Kyiv 01601, Ukraine
Tel.: +380 44 200 0790
<http://www.moz.gov.ua>

Public Health Center of the
Ministry of Health of Ukraine
Kyiv, 04071, Ukraine
Yaroslavskaya st., 41
Tel.: +380 44 425 43 54
phc.org.ua
covid2019@phc.org.ua



CONFIRMED
1 280 904 (+4 286)

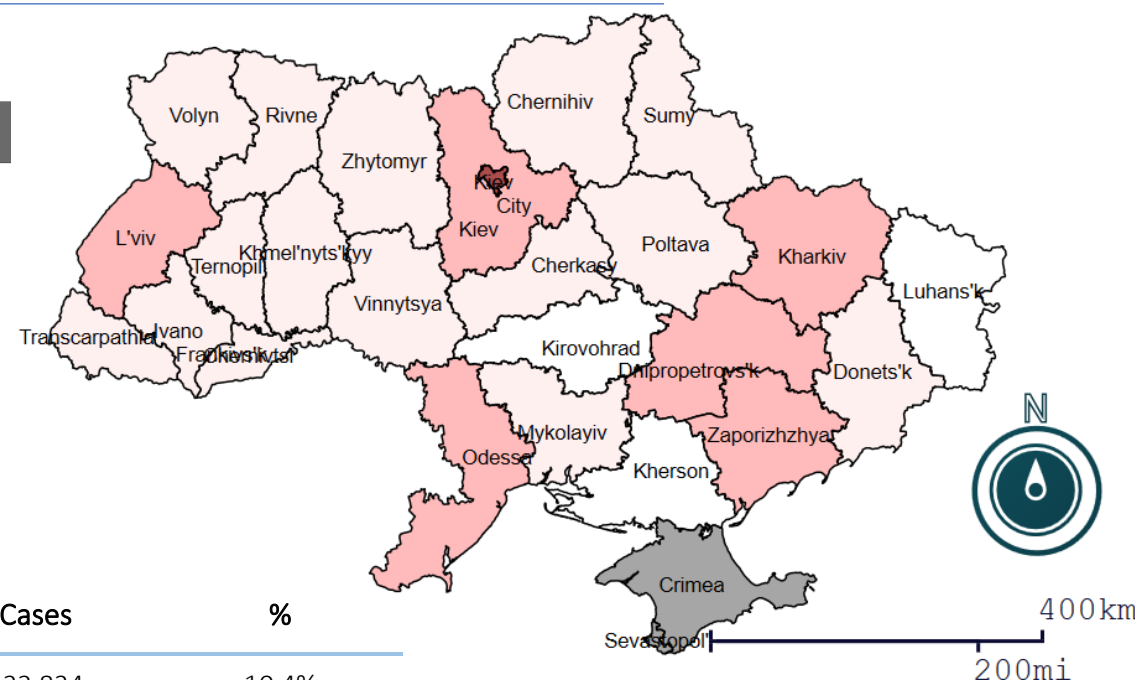
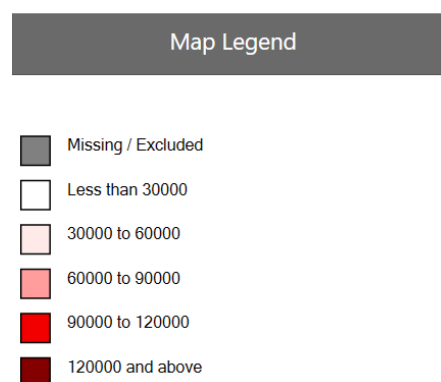


DEATHS
24 689 (+147)



RECOVERED
1 128 895 (+5 927)

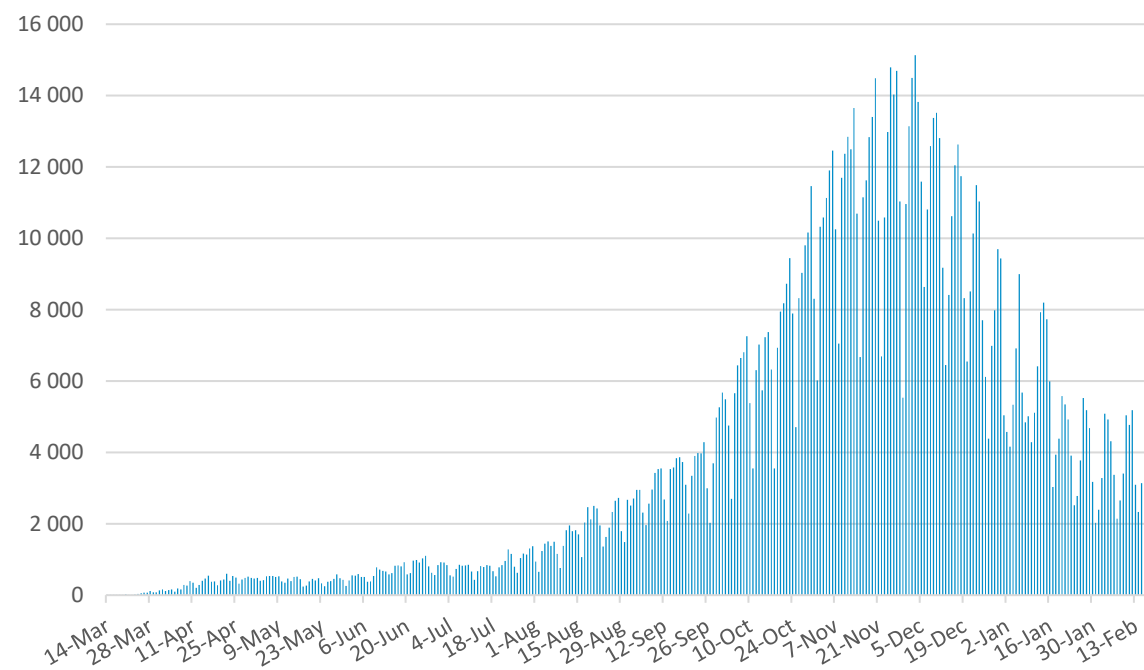
Number of confirmed cases in regions



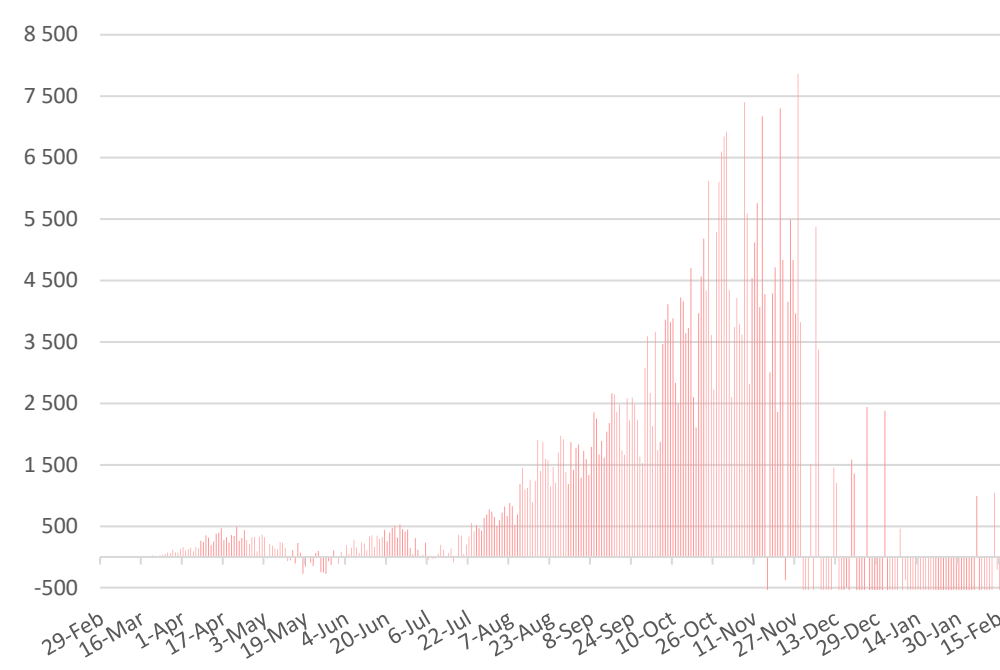
Region	Cases	%
Kyiv city	132 834	10,4%
Odessa	83 684	6,5%
Kharkiv	80 827	6,3%
Lviv	74 769	5,8%
Kyivska oblast	72 224	5,6%
Others	836 566	65,3%

*Please note that retrospective change on the the data has been made according to the information provided by PHC and MoH hence changes in some figures and indicators.

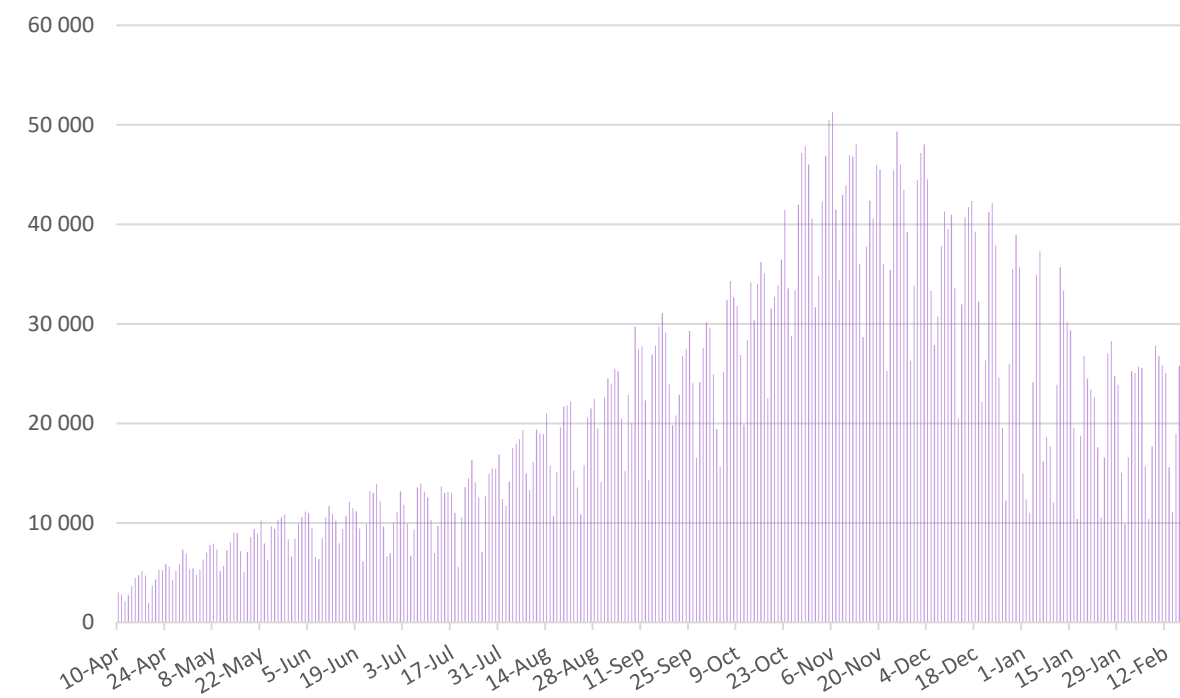
Confirmed cases by date of reporting



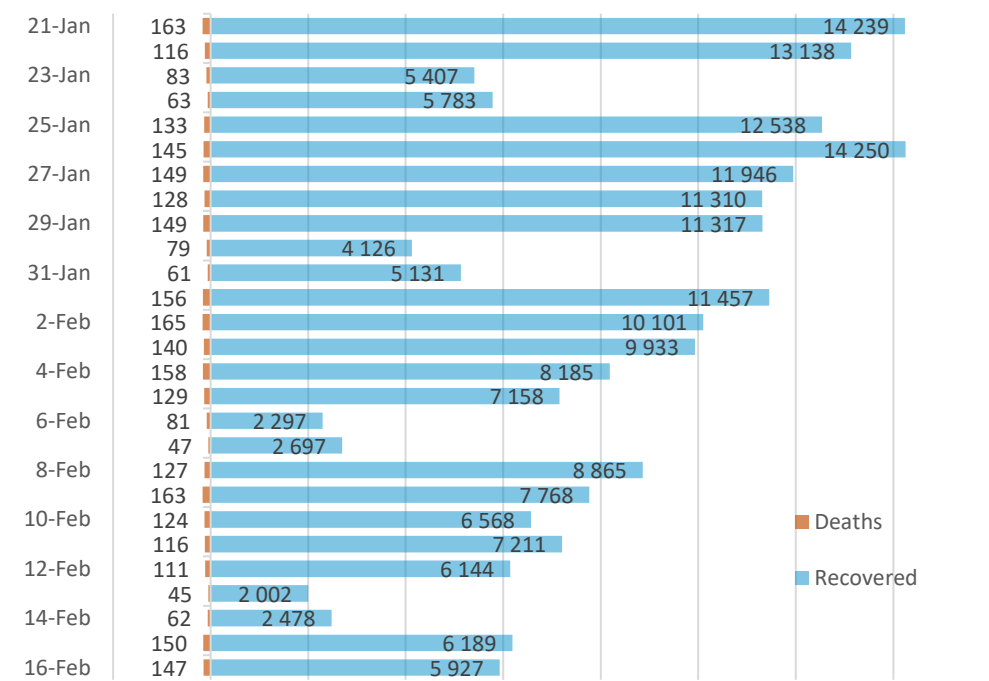
Active cases per day



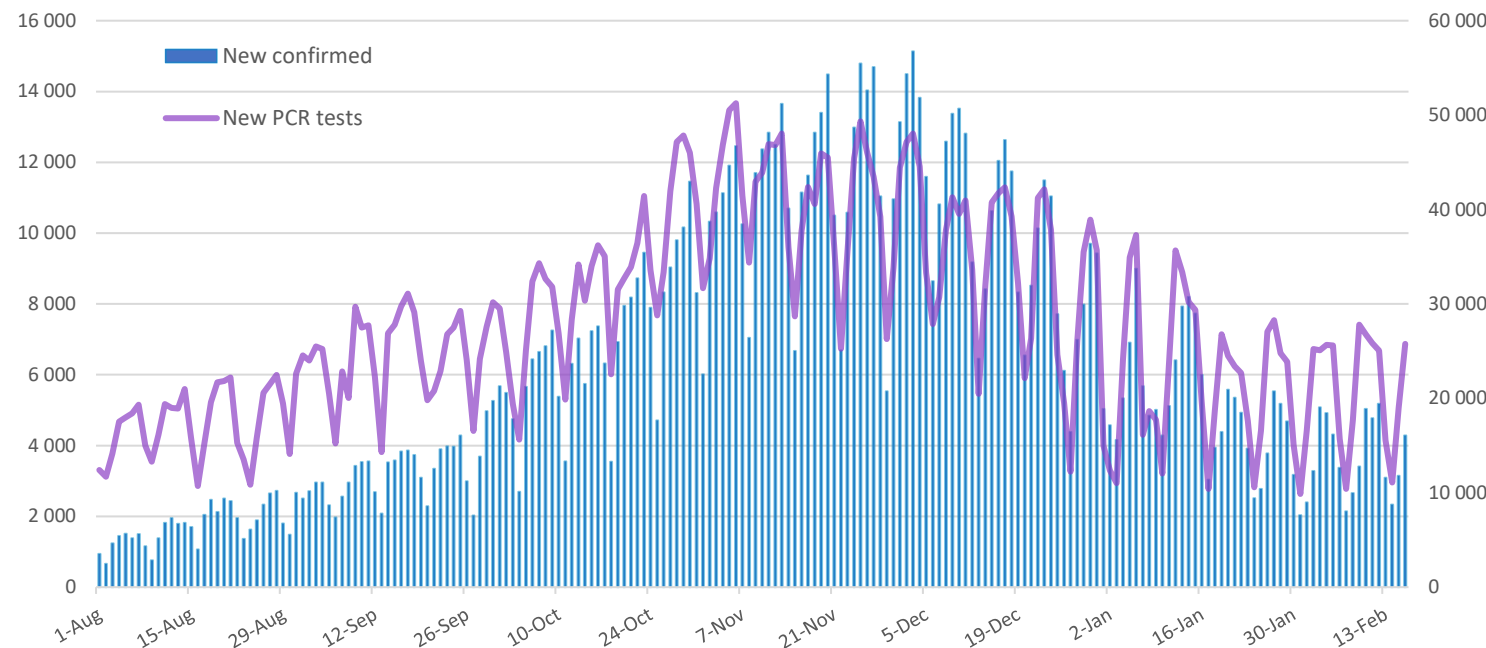
Conducted PCR tests



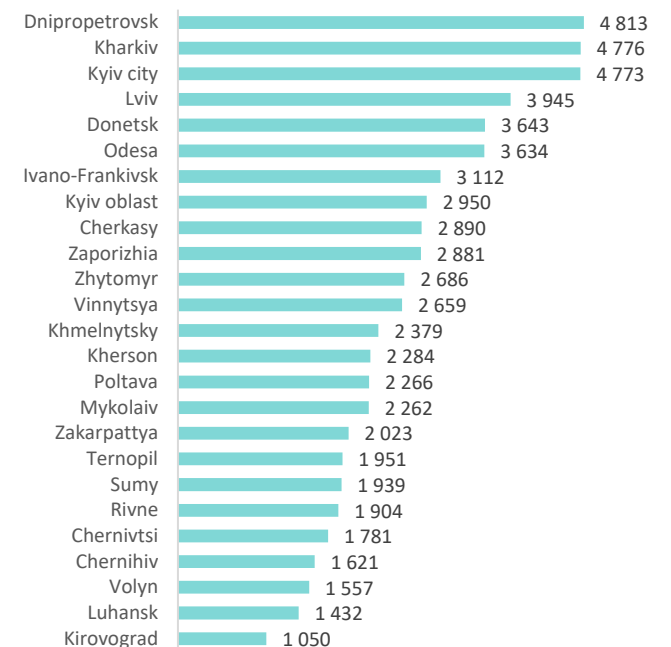
Lethal and recovered cases



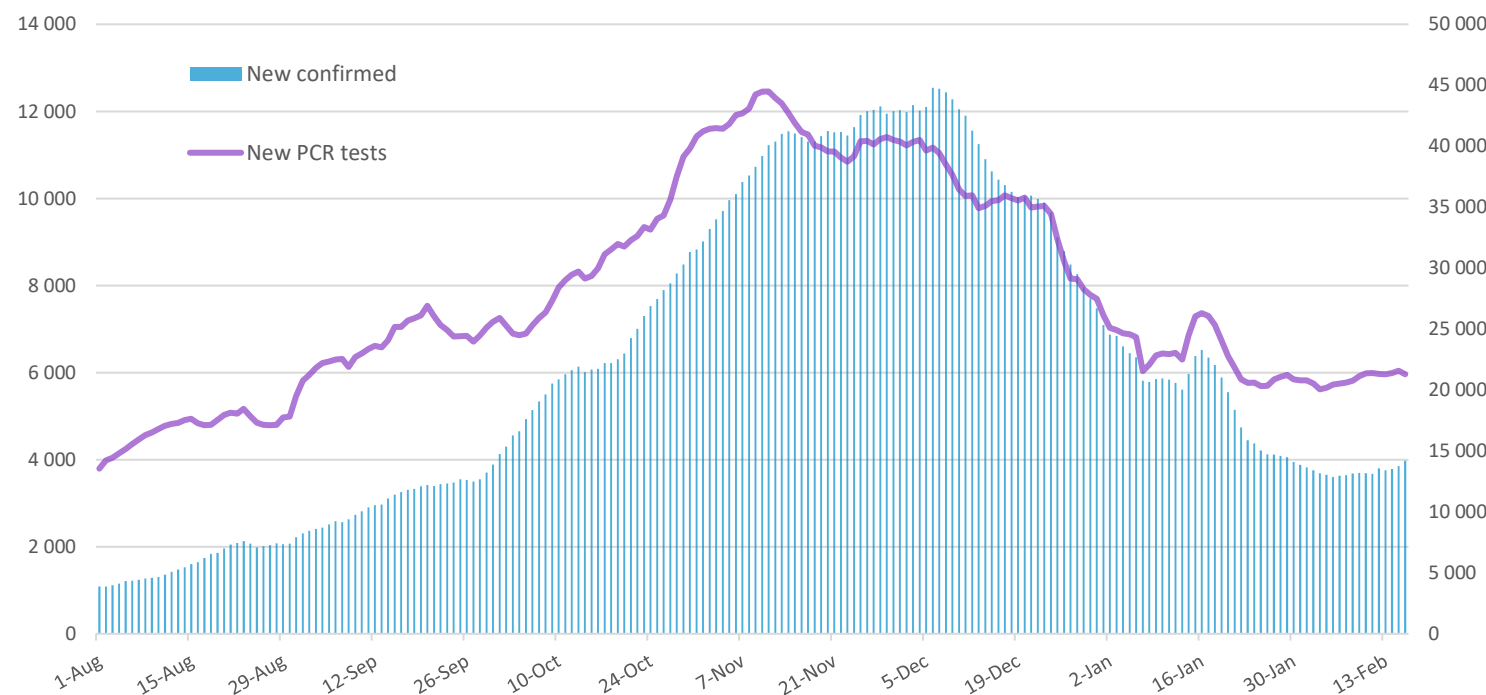
Comparison of number of daily confirmed cases and daily PCR tests



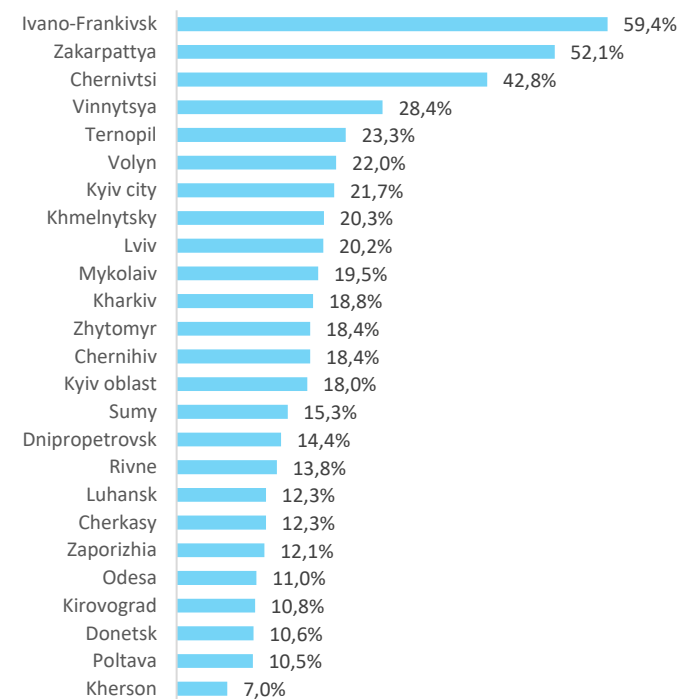
Number of COVID beds in hospitals



Comparison of number of daily confirmed cases and daily PCR tests (normalized for 7 days)



Bed occupancy rate (confirmed cases)



Indicators for COVID-19 epidemic process in Ukraine

Region	Past 7-day cumulative cases	Past 7-day incidence	% change of 7-day cumulative incidence*	Past 14-days cumulative cases	Past 14-day incidence	% change of 14-day cumulative incidence*	Mortality per 100 000 population	Active cases	Active cases per 100 000 population
Kyiv city	1 970	66,4	15,9%	3 670	123,8	-3,1%	85,9	40 861	1378,1
Vinnitsya	1 892	122,9	37,3%	3 270	212,4	25,2%	38,1	4 366	283,6
Volyn	689	66,9	14,8%	1 289	125,1	-7,1%	59,4	2 105	204,3
Dnipropetrovsk	1 316	41,6	-3,3%	2 677	84,6	-2,4%	60,7	3 170	100,2
Donetsk	755	40,2	-6,0%	1 558	83,0	-11,6%	54,7	2 131	113,5
Zhytomyr	1 292	107,3	34,7%	2 251	187,0	16,6%	65,6	2 999	249,2
Zakarpattia	1 966	156,9	27,2%	3 511	280,3	28,2%	64,8	5 314	424,2
Zaporizhia	795	47,3	-40,5%	2 132	126,9	-18,3%	60,1	3 200	190,5
Ivano-Frankivsk	3 949	289,2	28,5%	7 021	514,2	32,2%	78,1	9 586	702,1
Kyiv oblast	1 346	75,5	6,1%	2 615	146,8	-1,7%	67,2	5 423	304,3
Kirovograd	169	18,2	1,8%	335	36,1	-5,1%	38,6	2 182	235,1
Luhansk	258	38,4	-14,6%	560	83,3	-19,9%	64,7	1 254	186,5
Lviv	1 606	64,1	4,6%	3 141	125,3	-6,9%	88,0	6 039	240,9
Mykolaiv	612	54,9	-8,1%	1 278	114,6	-22,8%	67,6	5 701	511,0
Odesa	940	39,6	-3,5%	1 914	80,6	-10,1%	58,3	5 450	229,6
Poltava	635	46,0	-11,4%	1 352	97,9	-14,6%	68,6	2 238	162,0
Rivne	658	57,2	-12,7%	1 412	122,6	-6,6%	51,9	1 399	121,5
Sumy	543	51,1	-5,2%	1 116	105,0	-8,8%	60,9	1 857	174,7
Ternopil	850	82,1	-1,5%	1 713	165,4	-2,5%	55,4	1 871	180,6
Kharkiv	1 236	46,7	0,9%	2 461	92,9	-8,2%	56,9	4 707	177,7
Kherson	202	19,7	-40,6%	542	52,9	-20,3%	60,6	1 022	99,8
Khmelnysky	886	70,8	-18,0%	1 966	157,2	21,7%	67,6	2 025	161,9
Cherkasy	704	59,3	-8,3%	1 472	124,0	-2,6%	50,2	3 104	261,5
Chernivtsi	2 144	238,3	51,2%	3 562	395,9	31,3%	104,1	5 432	603,7
Chernihiv	436	44,2	-10,3%	922	93,5	-19,8%	72,1	3 884	393,8
Ukraine	27 849	73,1	7,7%	53 740	141,1	4,0%	64,8	127 320	334,3

* (Current 14/7-day cumulative incidence – 14/7-day cumulative incidence one week ago) / 14/7-day incidence one week ago.

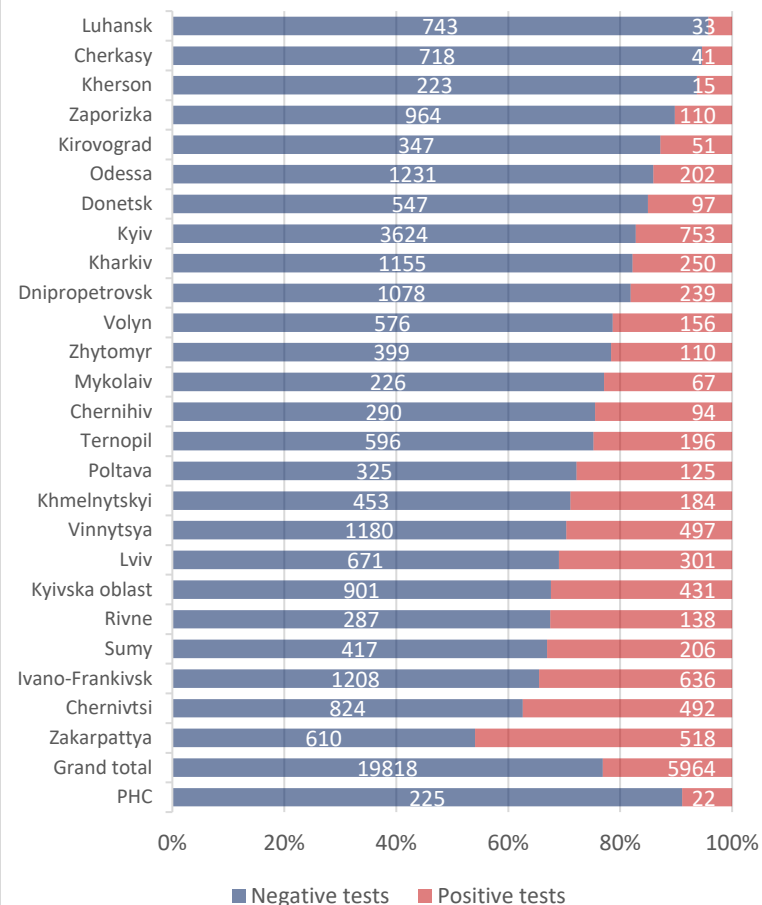
Green – decline in % change.

Yellow – slight increase (from 0% to 20%).

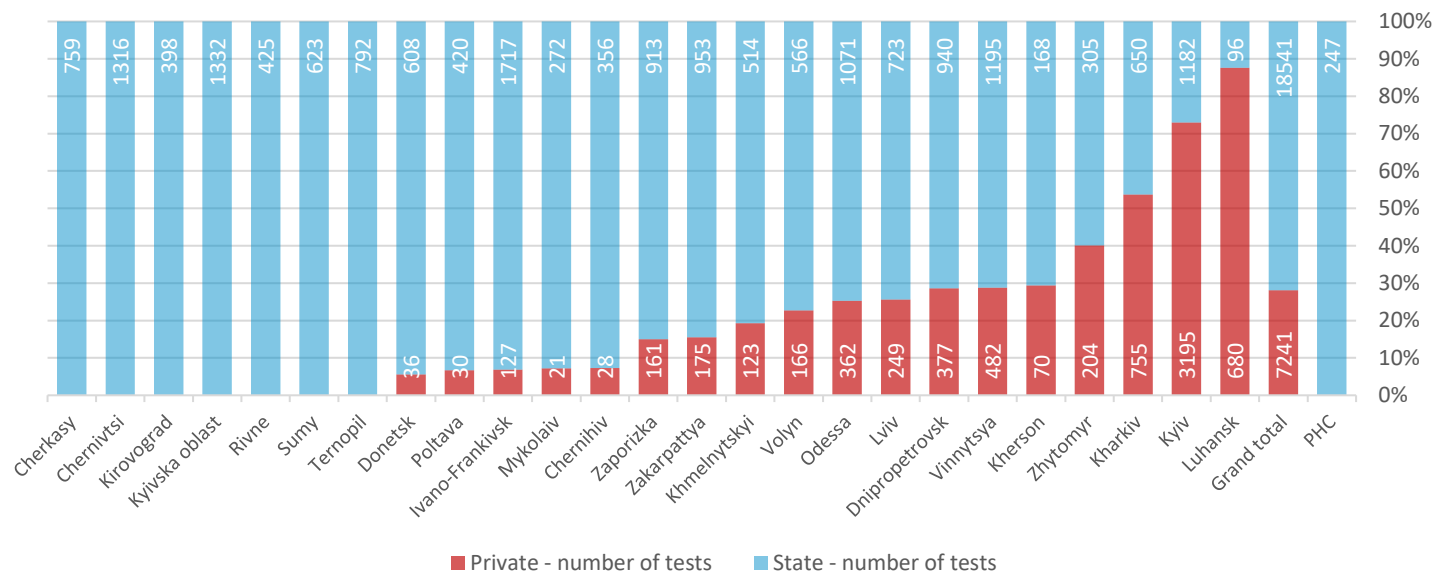
Red – significant increase (higher than 20%).

Daily information about laboratories and PCR testing in regions (as of February 17; 09:00)

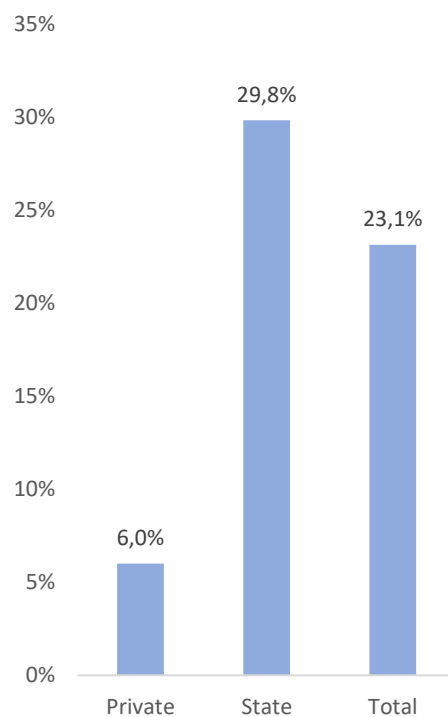
Number of positive* and negative results



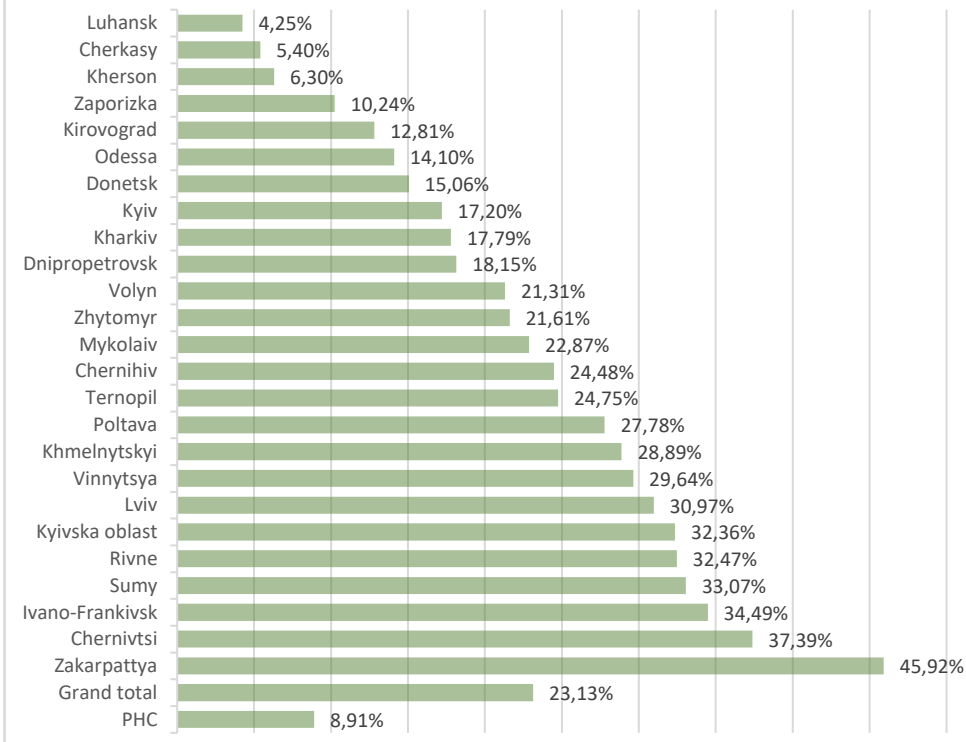
Share of tests done in private and state labs



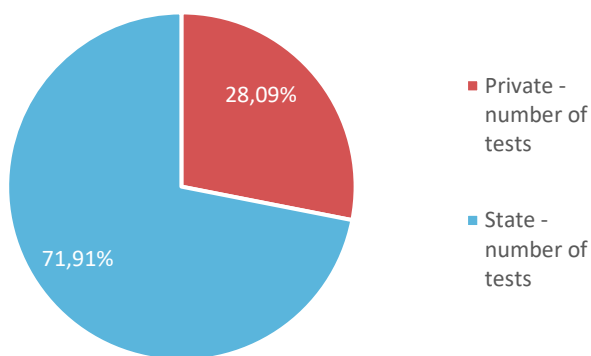
Positivity rate in private and state labs



Percent of positive result

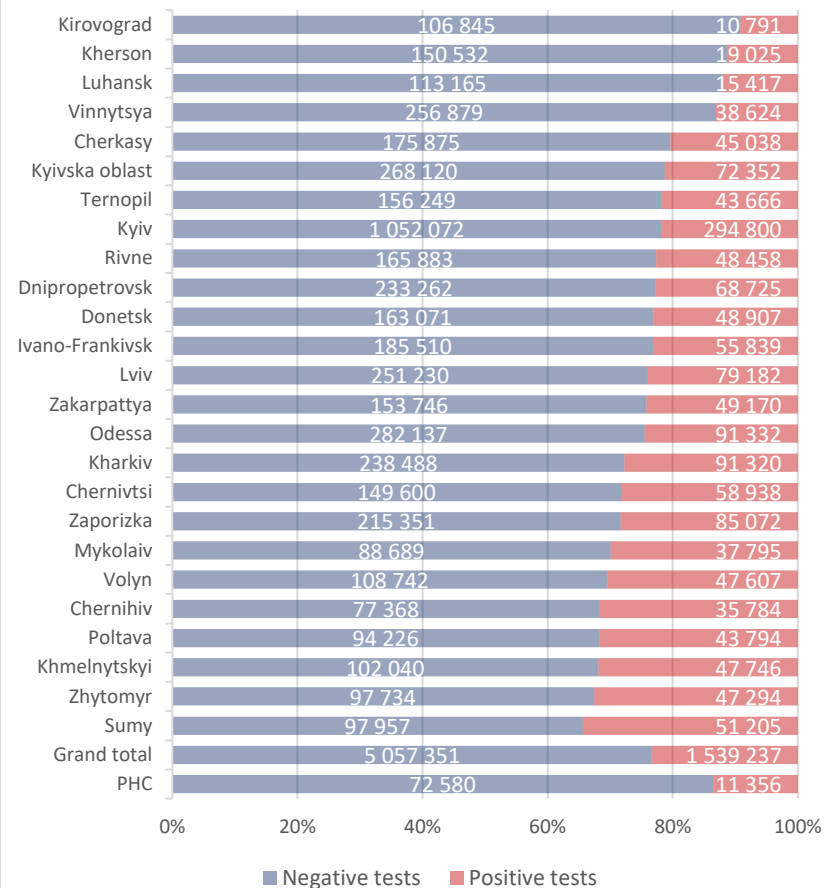


Tests done in private and state labs

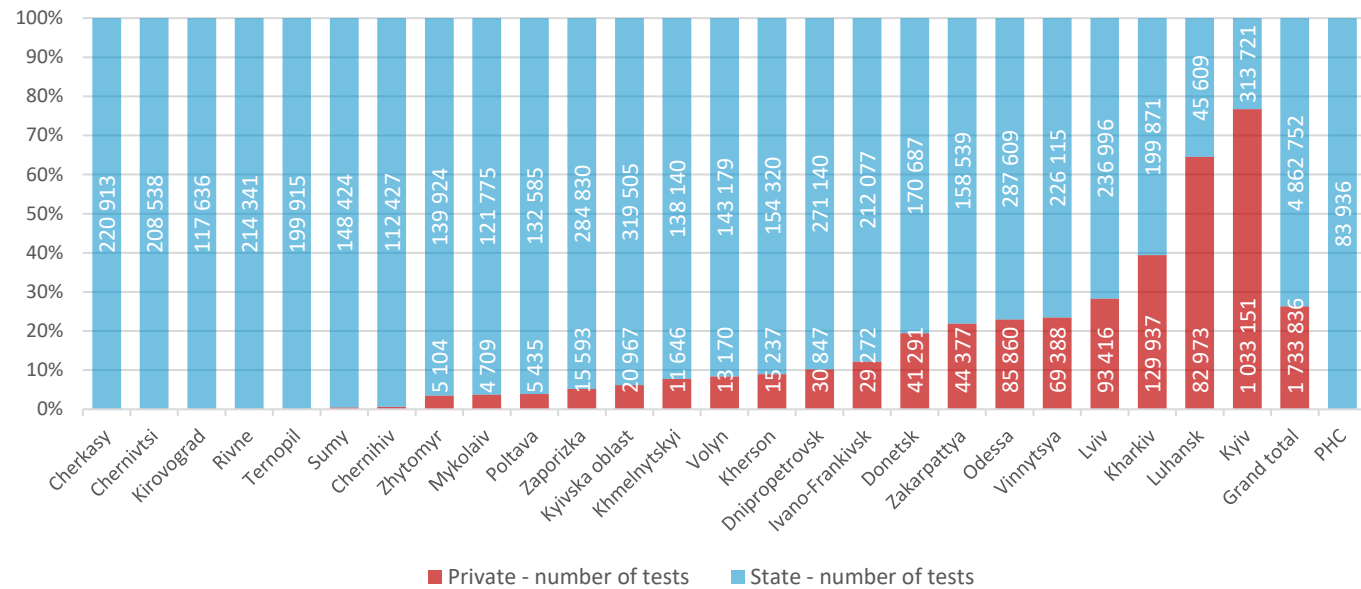


Cumulative information about laboratories and PCR testing in regions (as of February 17; 09:00)

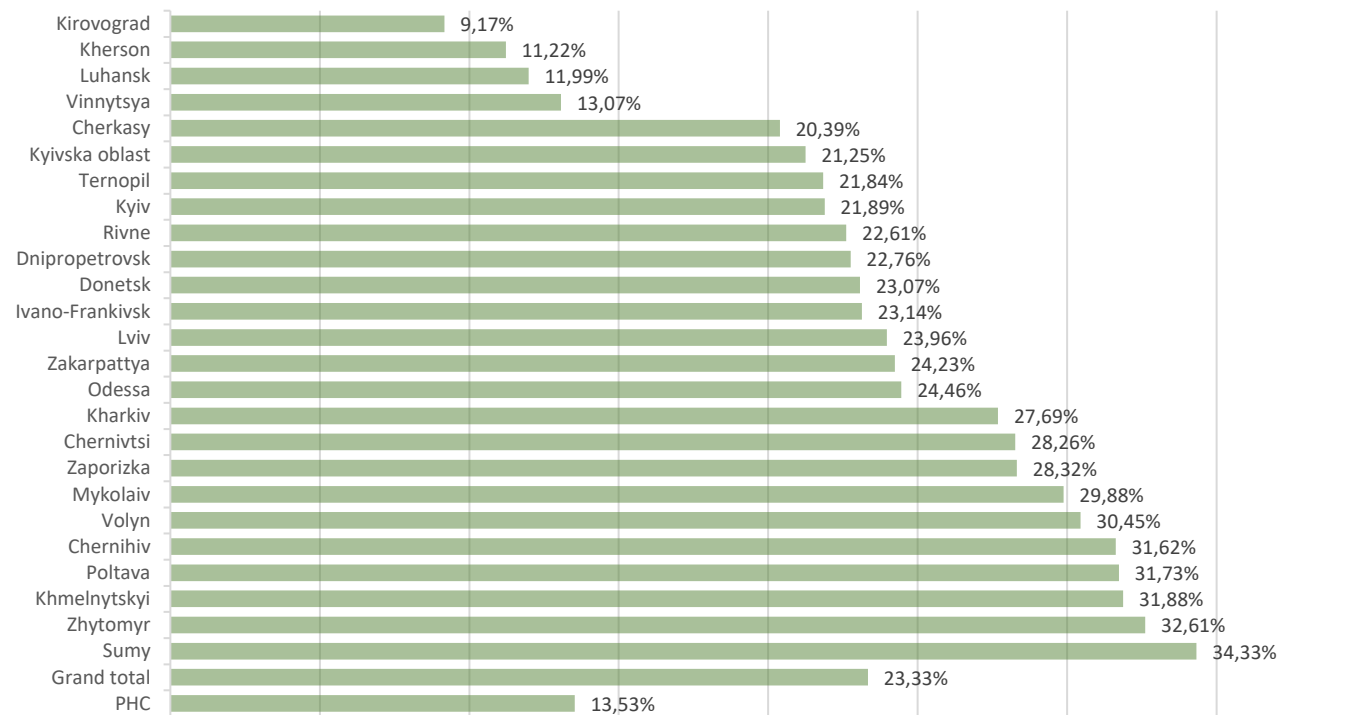
Number of positive* and negative results



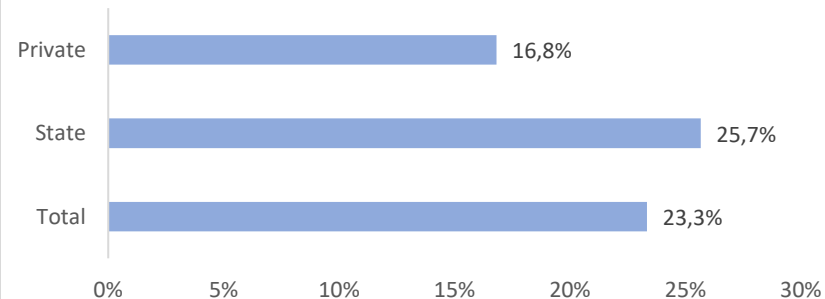
Share of tests done in private and state labs



Percent of positive result

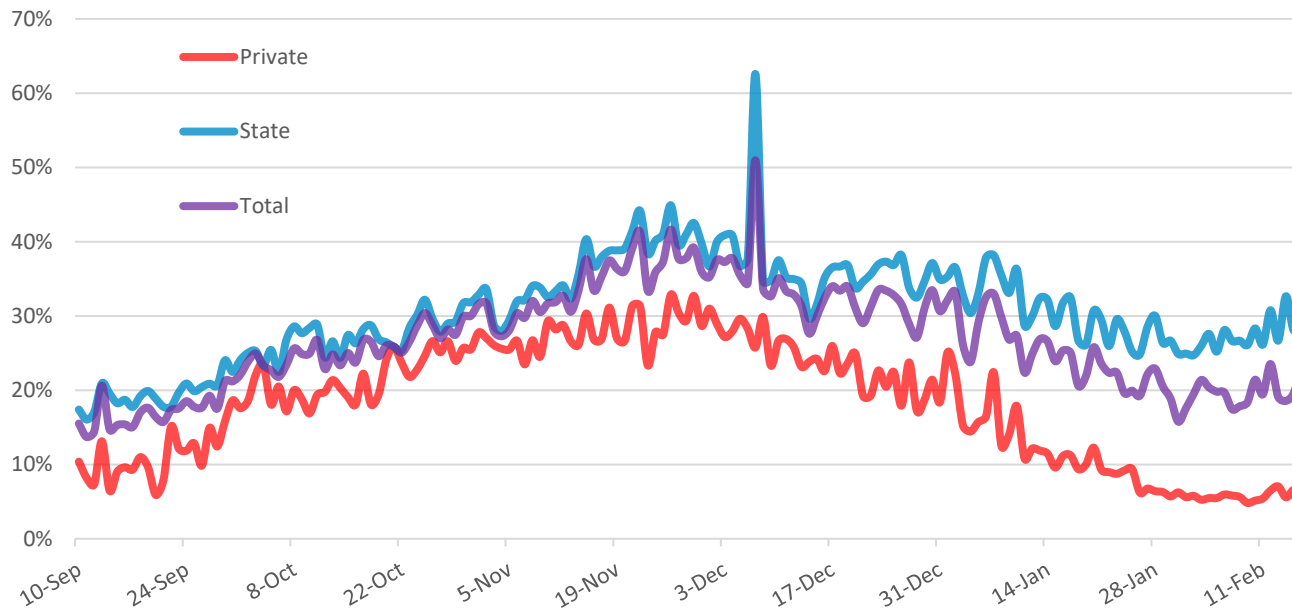


Positivity rate in private and state labs



*Positive results also include positive re-tests.

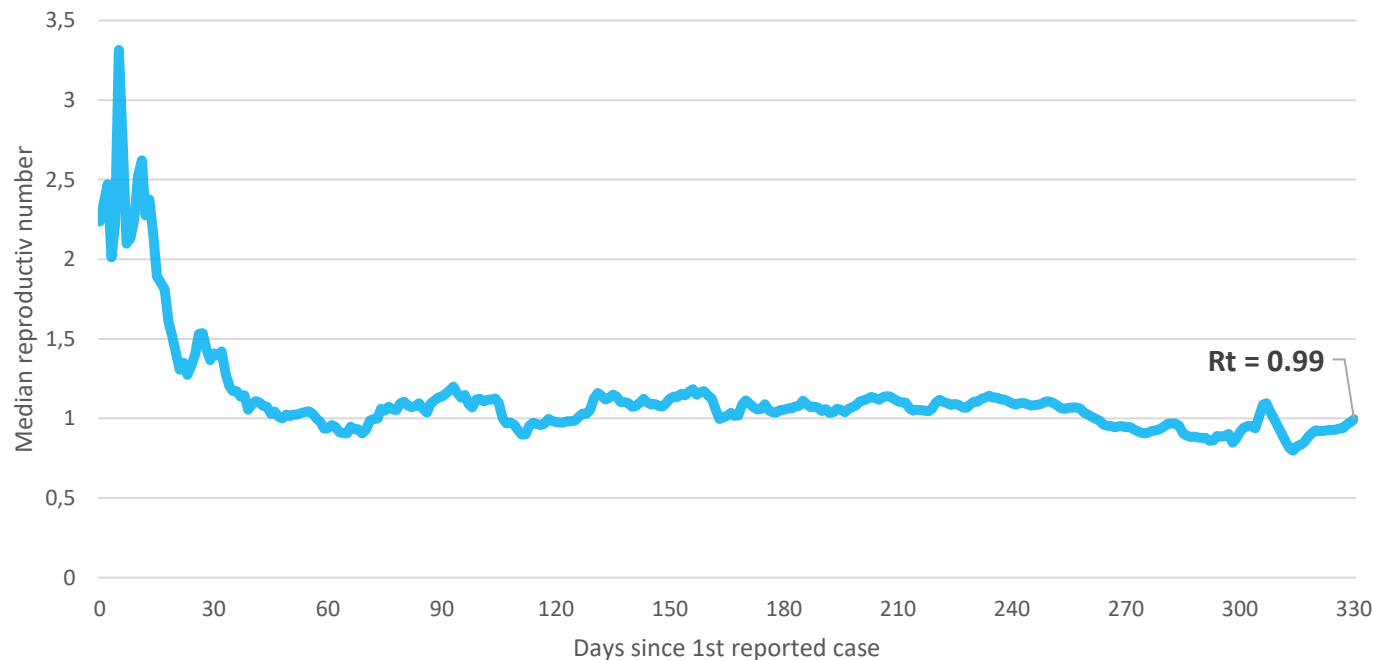
Changes in trend of test positivity



Latest measures of the government

- [Sinovac has applied for state registration in Ukraine](#) of the vaccine against COVID-19.
- [To date, Ukraine has received confirmation of the supply of 22 million doses](#) of COVID-19 vaccines.
- [Ukraine will open its own information portal of the Ministry of Health](#) to register for vaccination against COVID-19, the first stage of which will begin in a week.
- [The Ministry of Digital Transformation, together with the MoH and the NHSU, is developing a digital tool for vaccination](#) against COVID-19 in Ukraine.
- [The EU will help Ukraine to obtain additional batches of vaccine against COVID-19](#), said the Prime Minister.
- [Public Health Center conducted training on epidemiological surveillance](#).

Estimated median reproduction number based on date of reporting (7 day moving average)



Relevant links

- [WHO Euro Regional interactive dashboard](#) (English)
- [WHO Euro Regional interactive dashboard](#) (Russian)
- [Daily situation report](#)
- [Updated WHO advice for international travel](#)
- [WHO global interactive dashboard](#)
- [Public Health Center of the MoH](#)
- [Coronavirus in Ukraine](#)